

Idee raccolte da 8 diverse progettazioni

Gruppi di lavoro del Campus
internazionale di ingegneria di Ravenna,
condotti dalla professoressa Breviglieri
Simona

Metodo di indagine

INTERVIEW WITH SOME RESIDENTS

Second interviewee: Abdulkarim

- What do you like about living in Darsena?
 - ✓ Good location and being close to the train station
- What would you change in the city?
 - ✓ Public transport, especially shared vehicles (bicycles, electric scooters, etc.)
- which place do you think is Ravenna's unique place?
 - ✓ The Darsena
- How do you want the future of Ravenna be like?
 - ✓ A greener city, with more parks and stadiums



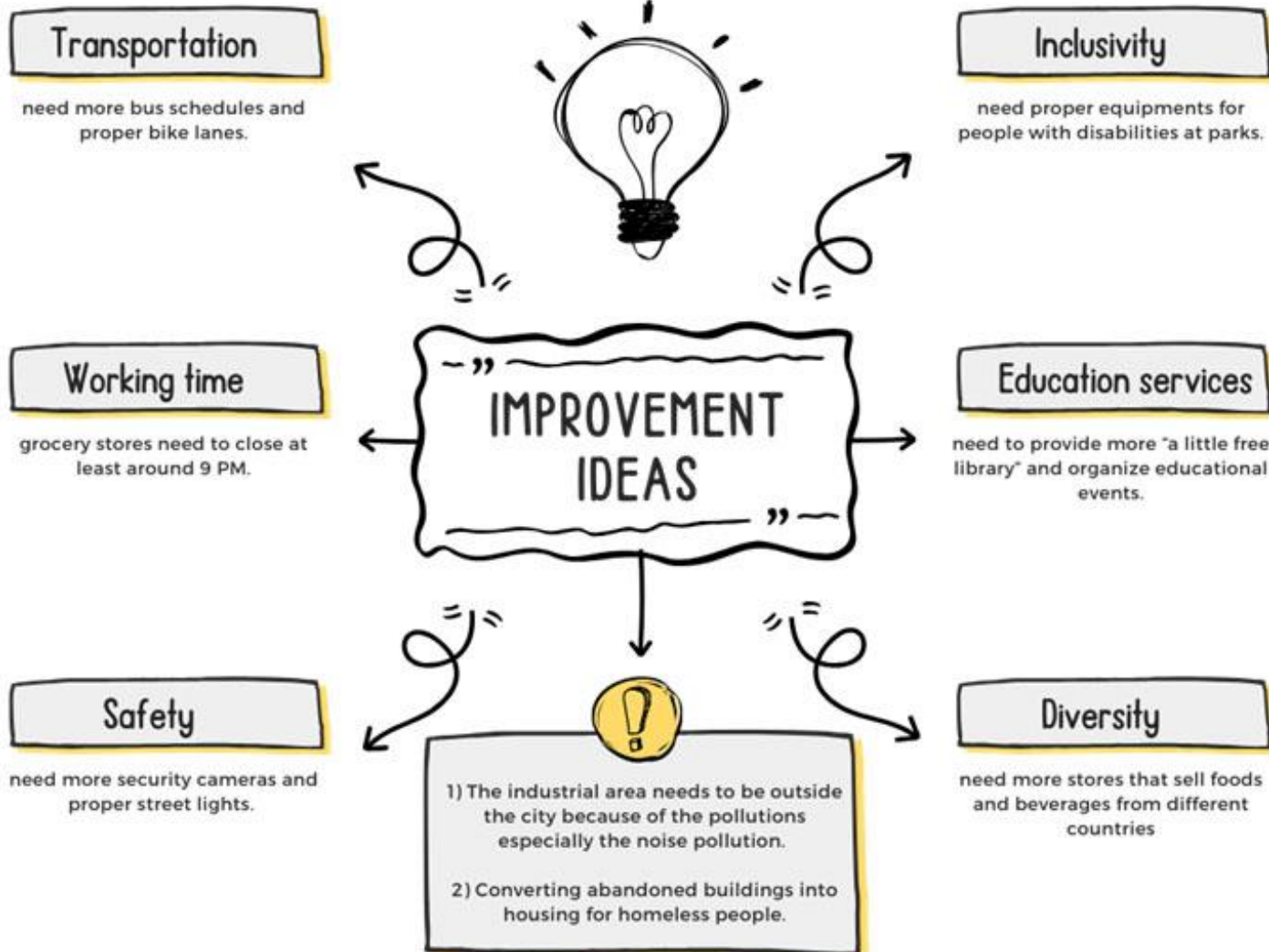
Metodo di indagine

QUESTIONS

These are the questions that we tried to ask from various group of people :

1. What do you like most about this place?
2. What are some common social activities or events that take place here?
3. Can you share a memorable experience you've had in this place?
4. How has this area changed over the years?
5. What do you think caused these changes?
6. How do you perceive the atmosphere or vibe of this place?
7. What do you think about the safety of darsena?
8. What group age is more likely to come to darsena?
9. What do you think are the biggest challenges living at darsena?
10. What changes or improvements would you like to see in darsena?
11. What makes darsena feel like home to you?
12. How safe do you feel in darsena , especially during different times of the day?
13. Are there any areas or situations where you feel less safe?
14. What are the essential services available in the area?are they sufficient enough?
15. How welcoming is the community to students and newcomers


Problemi rilevati e idee



Problemi rilevati

Road and Infrastructure Problems

- The streets are not clean.
- Some streets have developed unpleasant smells.



Problemi rilevati

Healthcare Problems


- Hospitals and health clinics are inefficient and slow.
- Medicines and medical products are overpriced
- Hard to get an appointment in hospitals and health clinics.
- Quantity of doctors and nurses not enough.



Problemi rilevati

Residential and Commercial Problems


- There is no variation and diversity in grocery items.
- Not utilizing abandoned buildings.
- Difficulty on finding residential buildings for living.



Problemi rilevati

Problems for Immigrants


- Foreigners struggle to find struggle due to language barrier.



Problemi rilevati

Transportation Problems

- Buses not arriving at bus stops on time.
- It is difficult for the old people and people with the disabilities to use the busses.
- Air pollution caused by traffic and vehicles.



Problemi rilevati

Green Space and Entertainment Problems

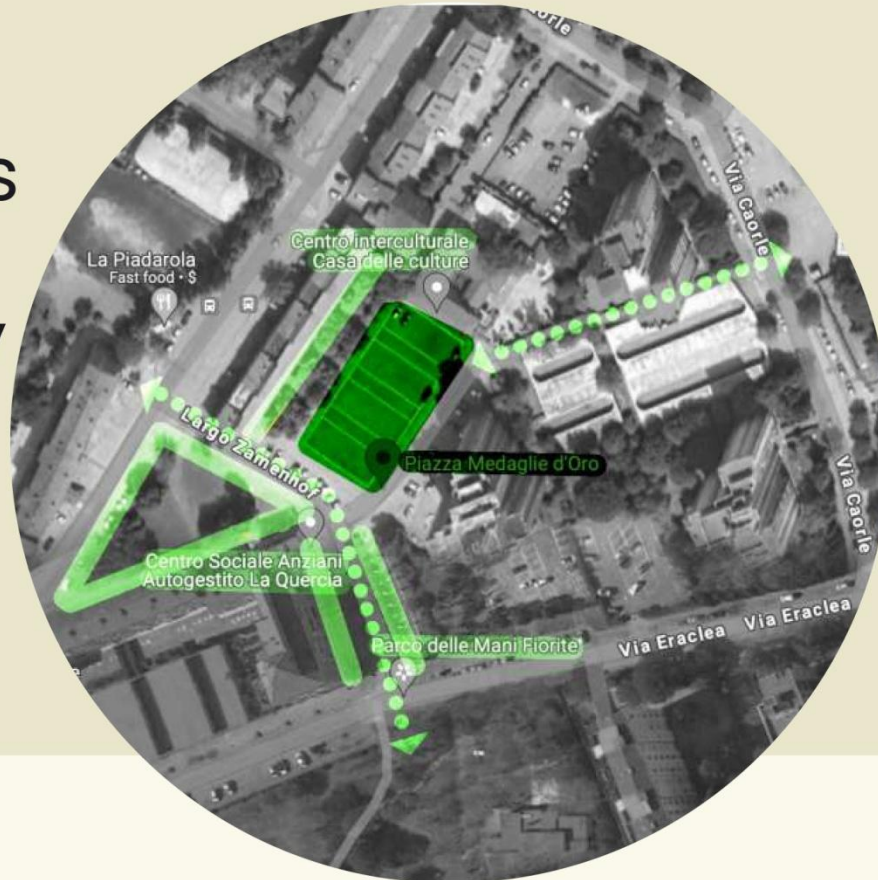
- Abundance of green areas and low entertainment value in the area.
- No walk paths and cycling lanes.
- Unable to make use of the canal.



Il territorio di intervento

Our Goals

Enhancing Quality of Life in Darsena area: Safe, Accessible, Walkable and Healthy Urban Environments

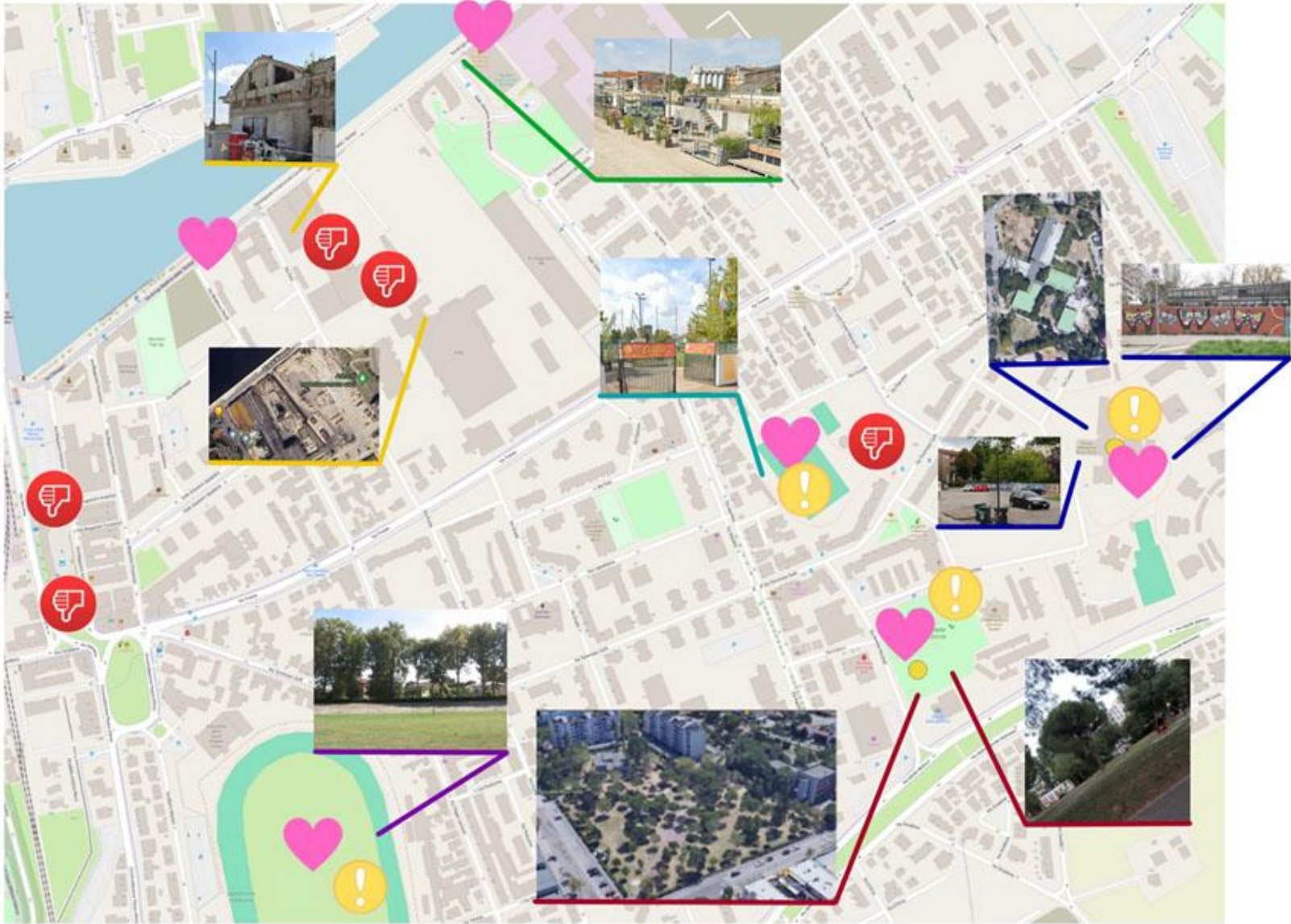


Promoting Social Equity and Inclusivity in Urban Planning

Vulnerable group:

- Children
- People with disabilities
- Migrants


Il territorio: mi piace non mi piace



Il territorio: connettere le aree

Our Goals

Enhancing Quality of Life in Darsena area: Safe, Accessible, Walkable and Healthy Urban Environments



Promoting Social Equity and Inclusivity in Urban Planning

Vulnerable group:
-Children
-People with disabilities
-Migrants

Elementi urbani per migliorare la vivibilità



Elementi urbani per migliorare la vivibilità



EMERGENCY BOTTON

Installing emergency buttons on streets can significantly enhance public safety by providing quick access to help during emergencies.

Here are some key considerations and strategies for implementing emergency buttons

Strategic Placement:

- **High-Traffic Areas:** Install emergency buttons in areas with high foot traffic such as near parks, schools, public transport stops, and busy intersections.
- **Isolated Areas:** Place them in isolated or poorly lit areas where individuals might feel vulnerable.
- **Landmarks:** Position buttons near landmarks or easily identifiable locations to make them easy to find.

Visibility and Accessibility:

- **Clear Signage:** Use bright colors and clear signage to make emergency buttons highly visible.
- **Accessible Height:** Ensure buttons are installed at a height accessible to all individuals, including children and people with disabilities.
- It is also better to put emergency buttons on the bodies of street cameras, so that in case of danger, the person will be under police surveillance.


Elementi urbani per migliorare la vivibilità

Green pathway

The main purpose of this project is to built more greenery and magnificent scenery

To improve a pathway, focus on enhancing its functionality, aesthetics, and safety:


1. Clear and Define: Ensure the pathway is clearly defined and obstruction-free.
2. Surface Material: Choose appropriate materials and maintain a level
3. Edges and Borders: Install edging or borders to prevent erosion and maintain integrity.we can also define edges by using flowerbox.
4. Lighting: Incorporate lighting for visibility, especially in low-light conditions.
5. Landscaping: Enhance with plants, shrubs, and trees for color and texture.
6. Maintenance: Regularly inspect and maintain the pathway for safety and aesthetics.



Elementi urbani per migliorare la vivibilità



Future changes



Parco Manifiorite da migliorare

Park Area

❑ *Mani Fiorite Park*

- built in 1992
- Having pathway, playground, and benches
- plenty of potential to become a frequently used space



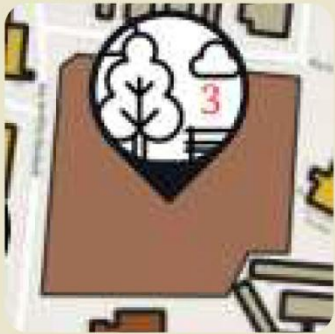
poorly maintained

not very visually appealing ☹️



Parco Manifiorite da migliorare

Future changes



Parco Manifiorite da migliorare



Parco Manifiorite da migliorare

Playground for all-aged children



Relaxing area



Sports court

Exercise equipment



Park Area





Ciò che
non
vogliamo